


# ADVANTECH



## Vim



[www.lucom.de](http://www.lucom.de)


Advantech Czech s.r.o., Sokolska 71, 562 04 Usti nad Orlici, Czech Republic  
Document No. APP-0107-EN, revision from 1st November, 2023.


© 2023 Advantech Czech s.r.o. No part of this publication may be reproduced or transmitted in any form or by any means, electronic or mechanical, including photography, recording, or any information storage and retrieval system without written consent. Information in this manual is subject to change without notice, and it does not represent a commitment on the part of Advantech.


Advantech Czech s.r.o. shall not be liable for incidental or consequential damages resulting from the furnishing, performance, or use of this manual.


All brand names used in this manual are the registered trademarks of their respective owners. The use of trademarks or other designations in this publication is for reference purposes only and does not constitute an endorsement by the trademark holder.

# Used symbols

 *Danger* – Information regarding user safety or potential damage to the router.

 *Attention* – Problems that can arise in specific situations.

 *Information* – Useful tips or information of special interest.

 *Example* – Example of function, command or script.

# Contents

<b>1. Changelog</b>	<b>1</b>
1.1 Vim Changelog . . . . .	1
<b>2. Description of the module</b>	<b>2</b>
<b>3. Installation</b>	<b>3</b>
<b>4. How to use</b>	<b>4</b>
4.1 Command line . . . . .	4
4.2 GUI . . . . .	5
<b>5. Related Documents</b>	<b>6</b>

## List of Figures

1 Router Apps . . . . .	3
2 Vim . . . . .	4
3 Web Terminal . . . . .	5
4 Vim in Web Terminal . . . . .	5

## List of Tables

# 1. Changelog

## 1.1 Vim Changelog

v8.1.1 (2019-07-17)

- First release.

## 2. Description of the module



Router app is not contained in the standard router firmware. Uploading of this router app is described in the Configuration manual (see Chapter [Related Documents](#)).

*Vim* is a text editor that is upwards compatible to *Vi*. It can be used to edit all kinds of plain text. It is especially useful for editing programs. Router App *Vim* adds a way, how to use *Vim* editor in router command line, when connected to router via ssh or putty.

### 3. Installation

Like every other Router App, the Vim is installed in *Router Apps* section in the router configuration page. Once the installation of the module is complete, the module is listed among other installed module, but the module itself does not have any GUI, it only adds the possibility to use *vim* via command line when connected to router.

User Modules			
Midnight Commander	4.5.55 (2019-07-13)	Delete	
Stunnel	1.2.0 (2021-10-26)	Delete	
vim	8.1.1 (2019-07-17)	Delete	
New Module	Vybrat soubor	Soubor nevybrán	Add or Update

Figure 1: Router Apps

# 4. How to use

## 4.1 Command line

Firstly, you have to connect to your router. When using ssh, it should look like this

```
# ssh username@router_address  
# Password:
```

and then you just run *vim*

```
# vim
```

and Vim text editor is ready

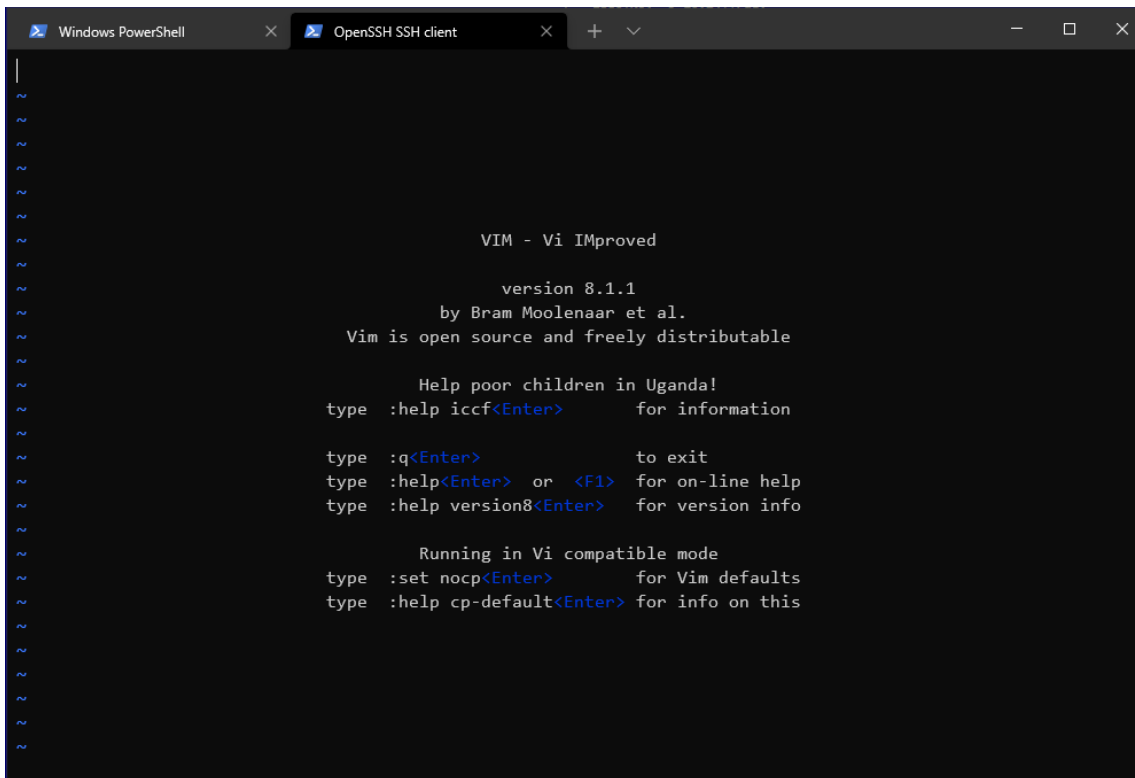


Figure 2: Vim



## 4.2 GUI

There is a way, how to use *Vim* in the GUI of your router and thats with use of the router app *Web Terminal*. Once its installed, just open the router app and you will see a command line here

### Web Terminal



Figure 3: Web Terminal

and just like in the *Command line* section above, just type

```
# vim
```

and here you go. Vim in your browser.

### Web Terminal

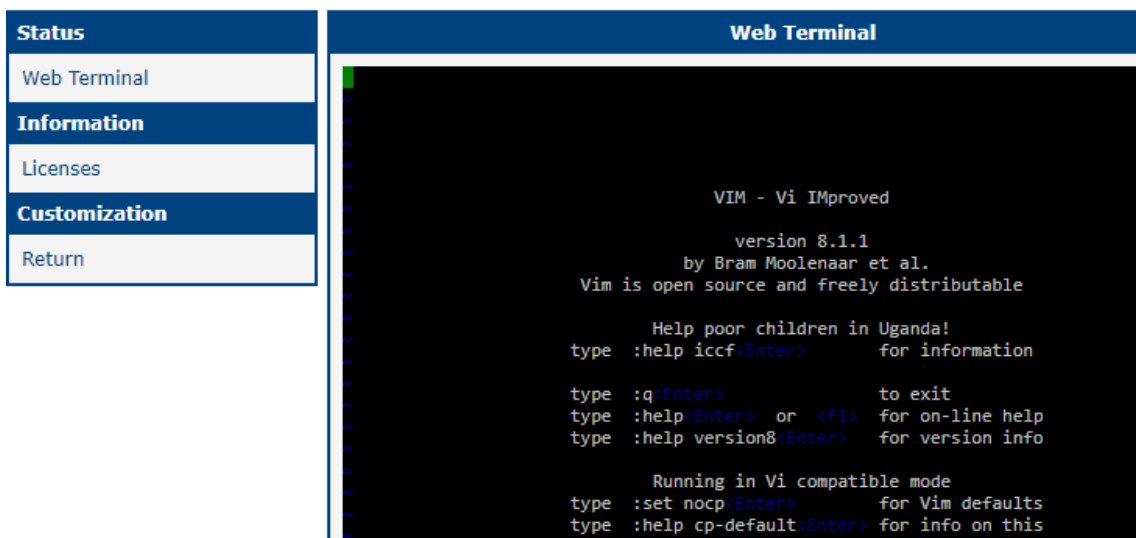


Figure 4: Vim in Web Terminal

## 5. Related Documents

[1] Vim Manual Pages: [https://linuxcommand.org/lc3\\_man\\_pages/vim1.html](https://linuxcommand.org/lc3_man_pages/vim1.html)

You can obtain product-related documents on *Engineering Portal* at [icr.advantech.cz](http://icr.advantech.cz) address.

To get your router's *Quick Start Guide*, *User Manual*, *Configuration Manual*, or *Firmware* go to the [Router Models](#) page, find the required model, and switch to the *Manuals* or *Firmware* tab, respectively.

The *Router Apps* installation packages and manuals are available on the [Router Apps](#) page.

For the *Development Documents*, go to the [DevZone](#) page.