


# ADVANTECH



## Web Terminal



[www.lucom.de](http://www.lucom.de)


Advantech Czech s.r.o., Sokolska 71, 562 04 Usti nad Orlici, Czech Republic  
Document No. APP-0111-EN, revision from 26th October, 2023.


© 2023 Advantech Czech s.r.o. No part of this publication may be reproduced or transmitted in any form or by any means, electronic or mechanical, including photography, recording, or any information storage and retrieval system without written consent. Information in this manual is subject to change without notice, and it does not represent a commitment on the part of Advantech.


Advantech Czech s.r.o. shall not be liable for incidental or consequential damages resulting from the furnishing, performance, or use of this manual.


All brand names used in this manual are the registered trademarks of their respective owners. The use of trademarks or other designations in this publication is for reference purposes only and does not constitute an endorsement by the trademark holder.

# Used symbols

 *Danger* – Information regarding user safety or potential damage to the router.

 *Attention* – Problems that can arise in specific situations.

 *Information* – Useful tips or information of special interest.

 *Example* – Example of function, command or script.

# Contents

<b>1. Changelog</b>	<b>1</b>
1.1 Web Terminal Changelog . . . . .	1
<b>2. Description of the module</b>	<b>2</b>
<b>3. Installation</b>	<b>3</b>
<b>4. How to use</b>	<b>4</b>
4.1 Command line . . . . .	4
<b>5. Licenses</b>	<b>5</b>
<b>6. Related Documents</b>	<b>6</b>

## List of Figures

1 Router Apps . . . . .	3
2 Web Terminal Example . . . . .	4
3 Licenses . . . . .	5

## List of Tables

# 1. Changelog

## 1.1 Web Terminal Changelog

### **v1.0.0 (2018-02-26)**

- First release.

### **v1.0.1 (2018-03-02)**

- Fixed bug in sending characters.
- Removed some logs.

### **v1.0.2 (2019-01-02)**

- Added licenses information.

### **v1.1.0 (2020-10-01)**

- Updated CSS and HTML code to match firmware 6.2.0+.

### **v1.2.0 (2022-11-03)**

- Reworked license information.

### **v1.2.1 (2023-05-03)**

- Set GID according to user.

### **v1.2.2 (2023-05-12)**

- Fixed loading of setting from /etc/profile.

## 2. Description of the module



Router App is not contained in the standard router firmware. Uploading of this router app is described in the Configuration manual (see Chapter [Related Documents](#)).

*Web Terminal* is a remote router command line, when connected to router via ssh or putty. You can use all of the same commands that are used in ssh or putty interface.

# 3. Installation

Like every other Router App, the Web Terminal is installed in *Router Apps* section in the router configuration page. Once the installation of the module is complete, the module is listed among other installed modules, the module itself only adds the possibility to use the *Web Terminal*.

User Modules	
Web Terminal 1.1.0 (2020-10-01)	Delete
New Module	Vybrat soubor Soubor nevybrán Add or Update

Figure 1: Router Apps

# 4. How to use

## 4.1 Command line

Firstly, you have to connect to your router. When using ssh, it should look like this:

```
# ssh username@router_address  
# Password:
```

and Web Terminal is ready.

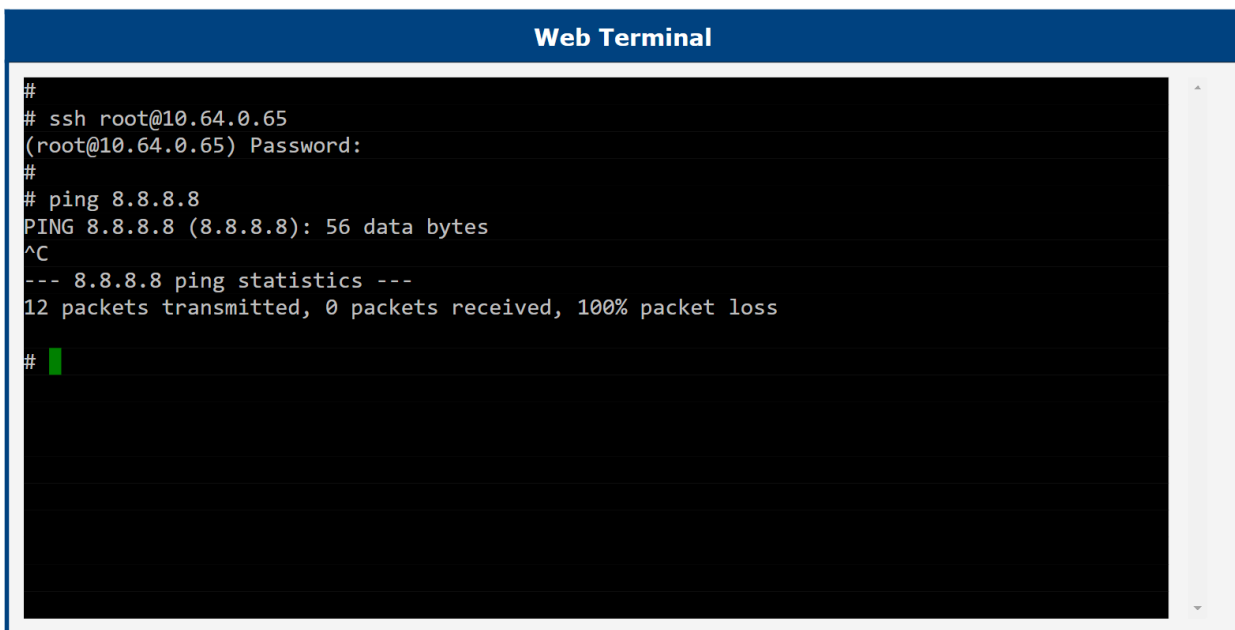


Figure 2: Web Terminal Example



# 5. Licenses

This section is about information about licenses listed below on the Figure 3. By clicking on the specific *License* button you will open up a text file which describes copyright terms and agreements of the specific license. You can find more information about specific items online.

Web Terminal Licenses		
Project	License	More Information
json-c	Json-c	<a href="#">License</a>

Figure 3: Licenses

## 6. Related Documents

You can obtain product-related documents on *Engineering Portal* at [icr.advantech.cz](http://icr.advantech.cz) address.

To get your router's *Quick Start Guide*, *User Manual*, *Configuration Manual*, or *Firmware* go to the [Router Models](#) page, find the required model, and switch to the *Manuals* or *Firmware* tab, respectively.

The *Router Apps* installation packages and manuals are available on the [Router Apps](#) page.

For the *Development Documents*, go to the [DevZone](#) page.